





Explore The Ship

Exploring The Ship and meeting “Rylan”

When talking to the ship's AI, selecting

- "Think of a name" and choosing your own name will give you  with the AI, and selecting "Don't try too hard" will set the AI's name to Chip and lose .

This guide will refer to the AI as Chip in future.

-  “You were inside, are you implying that...?”
-  “I think you are not well”



After talking to Chip and naming yourself you are now able to “Get out” and explore more of the ship. Any options at this point do not affect future scenes or stats, select what you want.

If we enter the engine room on level D first and solve the puzzle, we'll get an additional dialogue when we meet Rylan in the lunchroom that will increase the romantic relationship with him. We do not recommend this action for players with bottom/submissive route and/or want to lose the respect of their crew.

Explore the ship at your leisure, although you will not gain any items. When you are ready go to the Lunchroom on level C, where you will meet Rylan.

The Lab



If you enter the lab on the B floor, you'll have a conversation with Chip. You can choose

-  "It matters"
-  "Right,"




Talking To Rylan

- If we rub our ass against him, we'll earn romance points.
- What you chose here doesn't change much, but you can establish some authority and domination or submission, but it doesn't change the game at this point.
- You can choose your pronouns while talking to Rylan.



“Tell me about you”

-  “Then you did a terrible job.”
-  “I guess you did what you could.”


“About the ship and what happened”

-  “Return the compliment”
-  . “Accept the compliment”
-  "Reject him"

“The crew.”

- (No change) “Revenge is not the answer”
-  . “I can't refute that”
-  “I don't know if I can trust you”

After you finish talking with Rylan, he will offer a good time. Here depending on your role you can either

- give a blowjob submissive or dominant (bottom),
- receive one submissive or dominant (top).
- Rejecting will lose  , and will make Rylan reject your offer for sex later on.





Combat with Rylan

The only way to commence this fight is to talk about 'combat skills' with Rylan after the sex scene.

If we avoid this combat now, it will occur automatically after the first landing, if not commences after selecting 'that can wait' when Rylan asks about the engine.

If you manage to get Rylan's lust above 20 before inevitably being defeated (it is impossible to actually win this fight) you will unlock a sex scene, although this in itself is quite hard to do and largely is dependent on luck.

After the scene, we can earn more romance points if we answer the following:

- "Me too"
 - "That's what was exciting".
 - After the fight we'll practice some more and we can choose between
 - not holding back or being nice.
 - If we don't hold back, we'll have a dialogue in where  . or  can happen.
 - If we were nice, all subsequent options until the end of the conversation will give  .
- or  according to our choice.

At the end of the conversation, there are 2 options that will make us lose or gain respect.

Engine Puzzle

Goal: Leave the engine at maximum possible power without drying out the side engines. This is 10%, 80%, 10%. We must move at least 1 cable and have 10% power to unlock various dialog options, otherwise we'll remain stuck in the "Mess with the cables" option.

Clue to solve the engine puzzle: The solution is hidden in the error that Chip returns when trying to deliver the instructions to the MC.






Show/Hide Solution

Dark Blue (second on the right), Orange (Fourth on the left), Yellow (Fifth on the left), Dark Green (Fourth on the right), Light Green (Fifth on the right), Red (Second on the left), Brown (Third on the left), Purple (First on the right).

It is possible to leave the engine with less than 80% energy down to a minimum of 10% and still make a jump through hyperspace, but the less energy the engine has the higher the probability of failure (**GAME OVER**).

If we do not want to do the puzzle, we must go to the lunchroom to meet Rylan and will unlock an option for him to fix it, but in this case, we'll lose his respect.

If you have watersports enabled, there is a scene that may interest you if you don't allow Rylan to pass to the bathroom.

You will lose  crew if you ask Rylan to solve the puzzle but gain  (if you do the watersports scene) and . Selecting 'Yes sir' will make you  and the other option will make you gain .

Bridge

After completing the engine puzzle, go to the bridge on floor B to continue. Equip the outfit and weapon Rylan gave you and tell him you're ready. Upon landing, tell Rylan to wait and you can explore the other areas of the ship, most notably there are healing pills in the infirmary you can grab.

Revision #4

Created 2025-09-03 01:30:59 UTC by Ekospirit

Updated 2026-03-23 14:51:54 UTC by Guest