

Sithyrya Missions

Sithyrya



To unlock Sithyrya, go to the bridge after completing "Attack On Pirates" and select 'Travel', 'open galaxy map', and click the planet with a striking resemblance to Earth. There's a handy list of resources you can find on each planet when clicking them in the galaxy map. You will land in the capital city, Kavhar.

Note: If you killed Bradley, go talk to Arthur after landing here. He will give you most of the main story quests related to Sithyrya instead.

After landing, you are free to wander around the city, similar to when you first landed in Akra. Kavhar has a day/night cycle, and some scenes are exclusive to certain times.

Exploring Kavhar (Day)

During the day, wandering around Kavhar can trigger various minor scenes and resource gains:

- **Gathering Resources:** You can find **Scrap** by exploring the marginal neighborhoods, though you may have to compete with small, scavenging lizards to get it.
- **Religious Scene:** You can encounter a crocodile priest preaching about the "Great Serpent." He reveals that Sithyryans are hatched from eggs laid by a giant worm in the sea after the Warlord's purges.
- **The Seedy Bar:** Meet the bartender, **Gravel**, and the smuggler, **Snake**.
 - **Fun Scene (Submissive/Bottom):** If you talk to Gravel and fail (or choose not) to dodge his grab, he will effortlessly lift you over the bar. You will be brutally fucked by him and a muscular patron. Afterwards, Gravel declares you the new "bar toilet," leading to a 12-hour scene where you must swallow the urine and cum of every human and alien patron in the bar.

Exploring Kavhar (Night)

During the night, you will encounter more significant scenes and even initiate quests:

- **Smuggler in the Alley (Snake):** While wandering the dark alleys, you will be ambushed by Snake.
 - *Dominant Route:* You can overpower him, pin his arms above his head, and steal a kiss from him.
 - *Submissive Route:* He will hold a knife to your throat, rob you, and then steal a kiss before disappearing into the shadows.
- **Feraldo's Mark:** If you wander at night, Feraldo will track your scent. Claiming he needs to protect you from other alphas, he will pin you to the sand and mark you by pissing all over your face and body (Watersports).
- **Halloween Event (Iacchus's House):** You may find mysterious posters advertising a "house of wonders." Following them leads to a magical trap where you can have a lengthy sexual encounter with the god **Iacchus**.

After these initial interactions, wait a day for Bradley to return from his meeting with the militia, and meet him in the bridge or his room to continue the main story.

Main Quest: Kill The Warlord > Type:

Main \

// **Location:** Sithyrya

- **Objective:** Defeat Arihama, the creature terrorizing Sithyrya.
- **Trigger:** This quest begins when you are hired by Bradley on Sithyrya to help him fight the Warlord. If Bradley is dead, Arthur will give you this quest.

- **Preparation:** This is one of the hardest fights. Stock up heavily on Health and Lust pills. Energy pills are crucial if you plan on using skills. The recommended level for this mission is five, but being a good level or two above that is highly recommended.
- **Combat:** The Warlord, Arihama, is a formidable opponent.
 - **Weakener:** If you completed the "Create a Biological Weapon" quest, you can use Arthur's gaseous weakener or the Disruptor to significantly lower Arihama's stats.
 - **Party:** You can bring crew members into this fight. Your party members (`warlord_party`) and rear-line shooters (`warlord_rear_party`) will contribute to the battle. Their participation and effectiveness depend on their relationship with you and their combat stats.
 - **Lust Attack:** Arihama can be defeated with Lust attacks. If his lust reaches its maximum, it triggers a unique sexual scene that can significantly damage him. *Bottoms will be penetrated by Arihama's massive spiked cock, while Tops can force the demon into submission.*
 - **Death:** If your health drops to 0, it's a GAME OVER. If Arihama's health drops to 0, he will attempt to regenerate.
 - **Final Defeat:** To permanently defeat Arihama, you must have completed the Akonian Ritual. If you have, you can absorb his essence, which will transfer his rage and energy to you, making you stronger but causing you to temporarily lose control. If you haven't completed the ritual, he will regenerate and you'll need to find another way to defeat him.

Side Quest: Leave Kavhar

“ **Type:** Side

Location: Sithyrya

- **Objective:** Find a way to cross the desert and leave the walled city of Kavhar.
- **Trigger:** This quest starts when you first arrive in Kavhar.
- **Tasks:**
 - Listen to what the smuggler (Snake) has to tell you at the Seedy Bar. He will initially demand 5,000 coins (and later raise it to 6,000).
 - Return to your ship.
 - Fly to Akra and buy a ton of food/rations at Groceries.
 - Go back to the bar and talk to Snake. You can trade the food to him to secure passage through the guarded gates.

Side Quest: Akonian Ritual

Type: Side

Location: Sithyrya

- **Objective:** Find the Akonian shamans and pass their tests to access a powerful magic ritual.
- **Trigger:** This quest is initiated when you meet Lucius at the ruins of Ra'Kash.
- **Tasks:**
 - Wander around Ra'Kash to find the Akonians.
 - Take the test for each of the Akonians.
 - Talk to Lucius for the last time.
- **Outcome:** Completing this ritual is crucial for permanently defeating The Warlord.

Fun Scene: Bonding with the Shamans

Before the final part of the ritual, you must strengthen your bond with Lucius. He will share a secret, and you must share one in return.


- **"Maybe we can have some fun...?":** This choice unlocks a sexual encounter with Lucius.
- **"Kisses and caresses":** Leads to a makeout scene. Ulysses may try to join in, and you can either shoo him away or let him participate in a threesome kiss.
- **"Suck his dick":** (Requires Bottom role) Leads to an oral sex scene that can escalate to you being fucked by Lucius.
- **"Make him suck your dick":** (Requires Top role) Leads to a scene where Lucius performs oral sex on you.

Side Quest: Create a Biological Weapon

Type: Side

Location: Sithyrya

- **Objective:** Develop a biological weapon that can help you defeat the Warlord.
- **Trigger:** This quest begins with a conversation with Arthur.
- **Tasks:**
 - Talk to Arthur in the lab.
 - Travel to the ruins of Ra'Kash (Investigate Sithyrya to get there).
 - Fight one of the Warlord's demons (Graul).
 - Talk to Arthur at the lab.
 - Talk to Katari in the Workshop.
 - Collect the materials and build the reinforced cells.
 - Hire Alastor (he is on the pirate ship).

- Defeat a Graul at the ruins of Ra'Kash.
- Return to the ship and try to talk to the creature in the cells. You can choose:
 -  with Graul: "I won't hurt you."
 - (No change): "I am the one who gives orders here."
- Travel outside Sithyrya and try to talk to the Graul again.
- Take a DNA sample from the Graul.
- Wait 1 day and talk to Arthur at the lab.



Side Quest: Build a strong armor

“ **Type:** Side
Location: Sithyrya

- **Objective:** Create a suit of armor that can withstand the Warlord's attacks.
- **Trigger:** You must talk to Alastor with a Graul scale in your inventory.
- **Tasks:**
 - With a Graul scale in your inventory, talk to Alastor.
 - Check the materials needed in Alastor's "Build" mode.

Side Quest: Smuggle Rattlesnake

“ **Type:** Side
Location: Sithyrya

- **Objective:** Transport a shipment of illegal drugs for Snake.
- **Trigger:** This quest starts with a conversation with Snake.
- **Tasks:**
 - Go to your ship and wait for Snake to load the goods. You can choose:
 -  with Snake: "No problem."
 -  with Snake: "What's in it for me?"
 - Go to space and then to the cargo bay, decide whether to get rid of the drug, put it in your inventory, or travel to Akra and sell it to the mafia.

Fun Scene: Rebuilding Ra'Kash

After the Warlord is defeated, you can help Alastor rebuild the city of Ra'Kash. This can lead to a series of lengthy and detailed sexual encounters.

Trigger: Talk to Alastor in Ra'Kash after the main quest. You will also meet **Fergus**, the T-Rex mayor of Ra'Kash. During this time, Snake will attempt to take over the city to become "King Snake."

- **The Handcuff Game:** Alastor will trick you into wearing a pair of technologically advanced handcuffs that allow others to control your body. This will lead to you being forced to perform oral sex on multiple construction workers, including Mayor Fergus.
- **The Remote Control Bands:** Later, Alastor will equip you with remote-controlled bands on your wrists and ankles. This gives various workers control over your body, leading to you being used for manual labor and as a "temple whore" for the entire work crew in a variety of non-consensual scenarios, including gangbangs, oral sex, and watersports.

Task Mission: Kill 5 Sand-Wyverns

// **Type:** Task

Location: Sithyrya

- **Objective:** Go to the silent plains and kill 5 sand wyverns.
- **Trigger:** This is a repeatable task mission given by Fergus at the Refugee Camp. He explains the wyverns are migrating south and eating their food and children.
- **Combat:** Sand Wyverns are resistant to energy bullets, so melee weapons (swords) are recommended. Losing this combat takes you back to your ship.

Fun Scene: The Beach Party

After defeating the Warlord, a beach party will be held at Diamond Reef. This event contains numerous optional sexual encounters.

- **Trigger:** Occurs automatically after the post-Warlord conversation with Bradley.
- **Activities:** You can interact with two groups of crew members.
 - **Left Group (Rylan, Katari, Arthur, Alastor):** You play a drinking game of 'Never Have I Ever' which can reveal character backstories and lead to humorous situations.
 - **Right Group (Bradley, Feraldo, Sammuell, Phoenix):** You play 'Truth or Dare,' which can lead to a bukkake scene with Sammuell or you, depending on your choices.
- **Climax:** At the end of the night, you have several options:
 - **"Let them take care of you":** If you are a top with high respect, or a bottom, this leads to a scene where the crew worships and services you.

- **"Let's have an orgy"**: This choice initiates a massive orgy with the entire crew, with different outcomes and positions depending on your character's role (top/bottom).
- **"Let's go to sleep"**: Ends the party peacefully.

Exploration and Encounters (Sithyrya)

- **Wandering in Kavhar**: Random encounters can include finding scrap, religious scenes, or poverty scenes.
 - **Silent Plains**: You can collect **Desert Breath** plants to sell to Gravel or fight Sand Wyverns.
 - **Ruins of Ra'Kash**: You can encounter Grauls here.
 - **Resources**: Sithyrya offers Scrap, Gaul Scale, and Sand Wurm Scale.
-

Revision #4

Created 2025-09-03 01:31:14 UTC by Ekospirit

Updated 2026-03-10 19:10:36 UTC by Ekospirit